


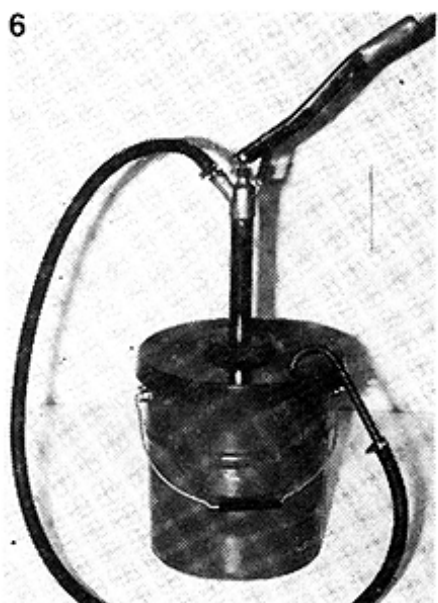
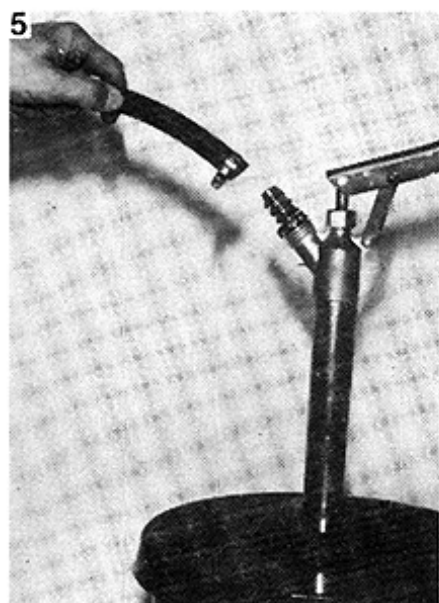
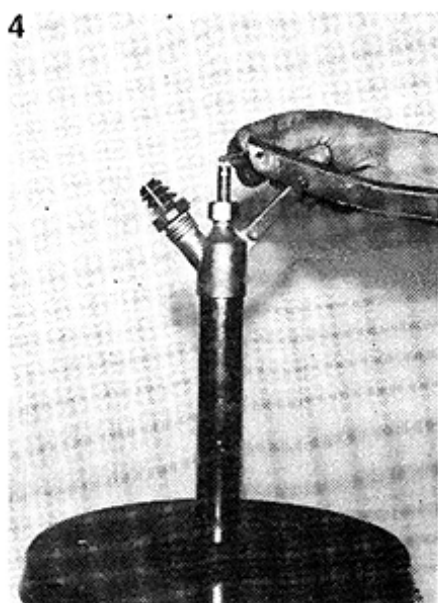

PRESSOL 




**Gebrauchsanleitung
Hydraulikölpumpe**

**Operating Instructions
Gear Oil Pump**

**Mode d'emploi
Pompe de transvasement**





Ersatzteil-Liste · Replacement parts list · Pièces détachées

Pos. Pos. Repère	Bestell-Nr. Part-No. Référence	Benennung Description Désignation
A1	17 190	Staubdeckel – Dust cover – Couvercle
A3	00 877	Schlauch 1,50 m – Hose 1,50 m – Flexible long. 1,50 m
A4	01 128	Schlauchklemme – Hose clamp – Collier serrage
A5	00 788	Füllrohr – Filler valve – Embout pour valve
A6	01 093	Schraube – Bolt – Vis: M5 x 20
A7	01 086	Schraube – Bolt – Vis: M5 x 16
A8	01 085	Mutter – Nut – Ecrou: M5
A9	01 250	Krümmner – Spout – Bec d'écoulement
B0	00 817	Hebel mit Griff – Lever assy. – Levier
B1	00 194	Gummigriff – Rubber grip – Poignée caoutchouc

Pos. Pos. Repère	Bestell-Nr. Part-No. Référence	Benennung Description Désignation
C0	01 217	Fettpumpe – Grease pump – Pompe: Rohrlänge – Length – Long.: 530 mm
G0	17 197	Stern kpl. Ø 180 - 300 mm – Mounting bracket assy. Ø 180 - 300 mm – Système de fixation 3 branches cpl. pour Ø 180 - 300 mm
G1	00 819	Stern – Mounting bracket – Pièce à 3 branches
G2	01 033	Flügelsschraube – Wing nut – Vis papillon
G3	01 050	Klemmbügel – Adjustment bracket – Languette de blocage
G4	00 820	Greifarm – Bracket – Patte de fixation